

# Swisscanto (LU) Money Market Fund USD

**September 2010 | German edition**

WKN: 971866 | ISIN number: LU0141250786 | Bloomberg: SWCMUSD LX | Reuters: SWCA1

**Description**

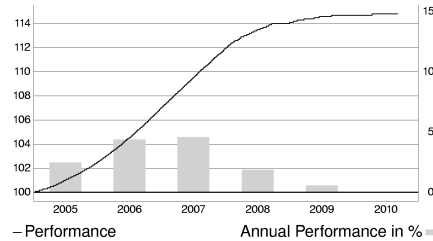
The fund invests worldwide predominantly in short-term money-market instruments and bonds denominated in USD of first-class borrowers. With the wide spread of money-market instruments and bonds of various credit ratings and terms, the risk is reduced in comparison with a single investment.

**Profile/Suitability**

This fund is suitable for investors who

- are striving for higher earnings than on their bank account or fixed deposits and would like to invest in securities denominated in USD.
- are interested in a regular income.
- have a short-term investment horizon in view.
- want to accept minimum fluctuations in market rates.
- set great store by security.

All investments involve risk, especially with regard to fluctuations in value and returns. In addition, investments in foreign currencies are subject to exchange rate fluctuations. The risks are described in detail in the sales prospectus and simplified sales prospectus.


**Indexed performance in USD**
**31.07.10**


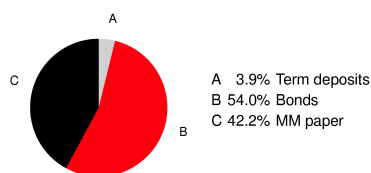
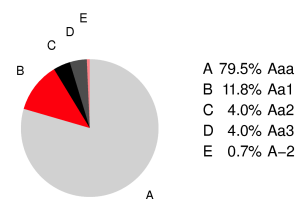
Past performance is no indication of future performance and does not guarantee success in the future. The performance data assume that any dividends will be reinvested and do not take account of commission and costs charged for issuing and redemption of units. The calculation is performed in the fund's currency of account USD. Returns in other currencies may rise or fall as a result of currency fluctuations.

Source: Lipper, a Reuters Company

Performance to 31.07.2010	1M	3M	Current year	12M	3Y	since launch p.a.	2005	2006	2007	2008	2009
Fund	0.02%	0.03%	0.07%	0.16%	4.41%	n/a	2.50%	4.39%	4.59%	1.93%	0.56%
Benchmark	0.09%	0.17%	0.25%	0.49%	8.43%	n/a	3.38%	5.25%	5.70%	4.12%	1.45%

**Key data**

Price per share* (07.09.10)	USD 194.44
Domicile	Luxembourg
Close of financial year	31.03.
Launch of fund	18.03.91
Currency of account	USD
Benchmark	JP Morgan US MM 3 Months
Assets in mn (07.09.10)	CHF 694.61
All-in fee p. a.	0.30%
of which your bank receives up to 50% p.a.	
Max. issuing commission	2.00%
of which your bank receives up to 100% p.a.	
TER	0.62%
Swinging Single Pricing	No

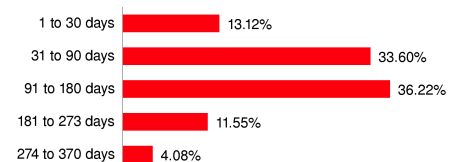
**Allocation by instruments**
**31.07.10**

**Allocation by credit rating**
**31.07.10**

**Key figures**
**31.07.10**

Annual volatility	0.45%
Tracking Error	0.48%
Yield to maturity	0.58%
Average remaining maturity (Days)	108
Number of holdings	74

Data: Lipper (last 3 years or since launch of fund)

**The 10 largest positions**
**31.07.10**

BCEE 0% 10-19.8.10 CP	2.40%
SFEF 1.5% 09-29.10.10	2.34%
NWB 0% 10-08.11.2010 CP	2.33%
KOMMKRDT 0% 10-29.12.10 CP	2.13%
SOCPRI 0% 10-27.09.10 CP	2.06%
BNG 0% 10-30.11.10 CP	2.06%
BK WEST AUS 0% 10-18.01.11 CP	2.06%
ONTARIO 3.125%08-08.09.10(RBG)	2.00%
RFF 0% 10-19.11.10 CP	1.99%
KFW 4.625% 06-20.01.11	1.96%

**Allocation by residual terms**
**31.07.10**


**Additional important notes:** All information published here is solely for your information and does not constitute investment advice or any other recommendation. While we have carefully researched and compiled the contents, Swisscanto cannot assume warranty for the correctness, completeness and timeliness of the information provided. The sole binding basis for the acquisition of units/shares in Swisscanto investment funds are the respective sales prospectuses and reports on activities. Further details about Swinging Single Pricing can be found at [www.swisscanto.ch/ssp](http://www.swisscanto.ch/ssp). \* Excl. commissions

**Important notes for Germany:** Paper copies of the sales prospectus, simplified sales prospectus, contractual conditions and reports on activities may be obtained free of charge from the paying agent and enquiries office, DekaBank, Mainzer Landstrasse 16, 60235 Frankfurt a.M.

**Note concerning TER:** The Total Expense Ratio (TER) refers to the commission continuously charged to the fund's assets (operating expenses) and is expressed as a percentage of the fund's assets. The figure quoted relates to the amount of the TER in the past financial year or half-year and does not guarantee that the figure will be similar in the future.